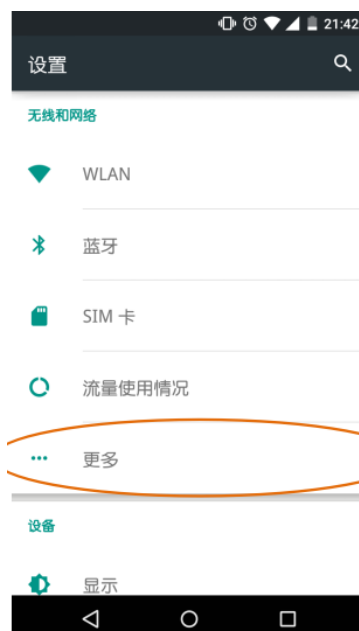


andriod 连接 VPN 教程

1.设置按钮



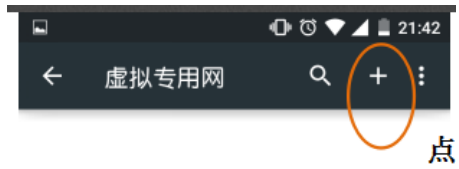
2.选择“更多”按钮



3. 虚拟专用网



4. 点击添加



5.按图设置



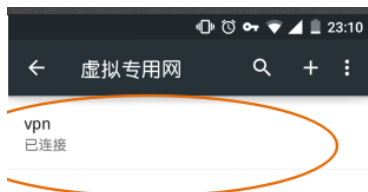
6.按如下图示填写相关信息



7.输入用户名和密码



8.连接成功



成功!!!